

Fire Risk Assessment:

65 - 84 Gardner Close
Gardner Close
Wanstead
E11 2HW



CONTENTS

1 FIRE RISK ASSESSMENT,65 - 84 Gardner Close.....	4
1.1 65 - 84 Gardner Close Main building.....	4
1.1.1 Assessment overview.....	4
1.1.2 General information.....	4
2 Assessment Summary.....	6
2.1 Significant risks explained.....	6
2.2 Site Management.....	6
2.2.1 Assessor comments.....	6
3 Managing Risk.....	8
3.1 Site Management.....	8
3.1.1 Policy Review.....	8
3.1.2 Testing & Maintenance.....	8
3.1.3 Fire Safety Signs and Notices.....	8
3.1.4 Procedures and Arrangements.....	9
4 Managing Risk - Issues.....	10
4.1 65 - 84 Gardner Close Site Management.....	10
5 Assessment Detail.....	12
5.1 Categories.....	12
5.1.1 Sources of ignition.....	12
5.1.2 Sources of fuel.....	12
5.1.3 Sources of oxygen.....	12
5.1.4 Means of escape from fire.....	12
5.1.5 Measures to limit fire spread and development.....	12
5.1.6 Emergency escape lighting.....	12
5.1.7 Fire safety signs and notices.....	12
5.1.8 Means of giving warning in case of fire.....	13
5.1.9 Manual fire extinguishing appliances.....	13
5.1.10 Relevant automatic fire extinguishing systems.....	13
5.1.11 Structural features that could aid the spread of fire.....	13
5.2 Main building.....	13
5.2.1 Sources of ignition.....	13
5.2.2 Fire protection measures.....	14
6 Action plan.....	16
6.1 Categories.....	17
6.2 - 65 - 84 Gardner Close Site Management.....	18
7 Assessment Criteria and Limitations.....	23
7.1 Criteria of the Fire Risk Assessment.....	23
7.2 Limitations.....	23
8 Regulations and Standards relevant to this Fire Risk assessment.....	25

1 FIRE RISK ASSESSMENT, 65 - 84 GARDNER CLOSE

1.1 65 - 84 GARDNER CLOSE MAIN BUILDING



1.1.1 Assessment overview

Assessment General Information

- Name of the person carrying out the fire risk assessment:
[REDACTED]
- Date of this fire risk assessment:
16 May 2017
- Suggested date for the review of the fire risk assessment:
16 May 2018
- Are there any issues that were highlighted in the previous fire risk assessment that are yet to be resolved?
N/A
- The auditor was not able to inspect the level of fire resistance provided between adjoining premises and floors due to difficulty of access.

1.1.2 General information

Overview

- The responsible person (e.g. employer) or person having control of the premises:
London Borough of Redbridge
- Address of premises:
**65-84 Gardner Close,
Wanstead,
E11 2HW**

- Name of the person(s) consulted about the assessment:
No person available

Premises

- There are 5 floors in this building
- The approximate total floor area of the building is 500 square metres
- The building is constructed out of:
Concrete floors with brickwork walls and flat roof. There is one ventilated protected staircase giving access to residents flats.
- Where is the mains gas isolation shut-off located?
Side elevation ground floor
- Where is the mains electricity isolation shut-off located?
Ground floor cupboard
- Where is the firemans switch located?
Not applicable

The Occupants/Users of the Building

- The designated occupancy capacity of the building is ■
- The maximum number of employees working in the building at any one time, taking into account seasonal or business operation, is 2
- The average number of members of public in the building at any one time is ■

Occupants or groups considered to be at risk from fire

During the investigation of the fire risk assessment within this building the following occupants and groups were considered to be at risk from fire.

- There are other organisations or businesses that operate in the building.
- Employees or visitors with disabilities
- Sleeping occupants
- Young persons
- There are other groups of people at risk who need to be considered as part of this assessment.
- Employees who work late
- Contractors
- New and expectant mothers
- Visitors or persons unfamiliar with the layout of the building
- Lone workers

Fire Loss Experience

- Details of any previous fire loss/damage experienced:
None declared

Fire Management System Summary

- There is a fire alarm system installed in the building.
- An M category alarm system is in place. This is a wholly manual system which relies on verbal warnings being given or hand-bells being operated.

Relevant Fire Safety Legislation

- The following legislation has been taken into consideration for the purposes of this fire risk assessment:
Health and Safety at Work etc Act 1974 and the Building Regulations 2010, in conjunction with the Regulatory Reform (Fire Safety Order) 2005 OR Fire (Scotland) Act 2005 OR Fire Safety Regulations (Northern Ireland) 2010
- The above legislation is enforced by:
Local/regional fire authorities and councils.
- Other legislation that makes significant requirements for fire precautions in these premises (other than the Building Regulations 2010):
Control of Substances Hazardous to Health Regulations 2002 (COSHH), Dangerous Substances and Explosive Atmospheres Regulations 2002 (DSEAR), Control of Major Accident Hazards Regulations 1999, Management of

Health and Safety at Work Regulations 1999 (MHSWR), Electricity at Work Regulations 1989, Health and Safety (Safety Signs and Signals) Regulations 1996.

- The above legislation is enforced by:
The Health and Safety Executive, local councils and the Environment Protection Agency.
- Comments
The fire risk assessment was carried out with reference to Purpose built flats guidance

2 ASSESSMENT SUMMARY

The purpose of the assessment is to give a high level view of the significant risks that the assessor observed whilst carrying out the assessment on your premises.

If at the time of the assessment, the assessor identified issues that were serious enough to be deemed to pose an immediate threat to life or property, the assessor would have requested that management took immediate steps to stop a process being carried out and/or to clear an area until the issue had been made safe.

In addition to the significant risks that were found during the risk assessment, we wish to bring your attention various issues that the assessor observed that are perceived to have a lower or reduced risk to your premises. These issues should also be considered at the appropriate level and response to the level of risk.

2.1 SIGNIFICANT RISKS EXPLAINED

During the assessment the auditors will identify and prioritise significant risks. All risks identified will be accompanied with photographs and an observation and recommendation.

Risk Score	Rating	
0	Risk Retained	Risk has been retained by the client
1	Very Low	Action required to comply with Best Practice Standards
4	Low	Action required as part of a scheduled programme of improvements to comply with Legislative standards
9	Medium	Action required within an agreed timescale to comply with legislative standards, to ensure business continuity and protect staff from injury
16	High	Urgent action required to comply with legislative standards, prevent loss of life or life threatening injuries and ensure business continuity
25	Very High	Immediate action is essential in order to comply with legislative standards, to prevent loss of life and severe loss of business continuity

2.2 SITE MANAGEMENT

2.2.1 Assessor comments

- The fire risk assessment was carried out with no responsible person available and there was no access to audit the residents flat doors.

3 MANAGING RISK

This is where documentation, certification and records relating to the specific criteria being assessed relating to the management of risk within the building were found to be in place and currently in date.

3.1 SITE MANAGEMENT

3.1.1 Policy Review

Policies and procedures are designed to influence and determine all major decisions and actions, and all activities that take place.

Policies are principles, rules, and guidelines formulated or adopted by an organisation, typically published in a booklet or other form.

Procedures are the specific methods employed to demonstrate policies in action in day-to-day operations of the organisation.

Fire Safety Management Plan (FSMP)	A fire safety management plan takes into account fire procedures and arrangements, fire training and drills, testing and maintenance and all associated fire safety installations. A fire safety management plan is currently in place and available to view on the intranet.
Personal Emergency Evacuation Plan (PEEP)	A personal emergency evacuation plan outlines the procedures and arrangements that are in place to assist disabled people when evacuating the building. Personal emergency evacuation plans are currently in place where required.
Smoking Policy	A smoking policy determines where smoking is prohibited and details the locations of any designated smoking areas provided onsite. The policy should comply with the Health Act 2006. A smoking policy is currently in place and was available to view on the intranet.
Use of Personal Electrical Equipment Policy	A personal electrical equipment policy details the rules in place for staff members regarding the use of personal electrical equipment. A personal electrical equipment policy is in place and was available to view on the intranet.
Control of contractors process	A control of contractors process confirms how the business will address the health and safety issues related to the control of contractors. A control of contractors process is currently in place and was available to view on the intranet.

3.1.2 Testing & Maintenance

A wide range of Health and Safety legislation and guidance exists relating to the management and operation within the workplace.

Periodic testing, inspection and maintenance of all areas where there is specific and relevant legislative requirements should be carried out to satisfy these health and safety and other statutory requirements.

Means of escape (fire exits, refuges and stairways)	There is a programme in place to regularly inspect all means of escape.
--	---

3.1.3 Fire Safety Signs and Notices

Fire safety signs and notices are required in the workplace, whenever there is a risk that has not been avoided or controlled by other means. These signs and notices are also required to clearly identify, indicate and direct the occupants to a place of safety, either inside or outside of the building, via a defined escape route.

All signs and notices should be positioned so that they can be easily seen and understood.

Fire safety signs must comply with The Health & Safety (Safety Signs and Signals) Regulations 1996. The fire safety signs and notices displayed in the building comply with this legislation.

3.1.4 Procedures and Arrangements

Procedures are the specific methods employed to demonstrate policies in action in day-to-day operations of the organisation.

Arrangements are additional measures or steps implemented locally, to bolster the processes being carried out, making them more robust.

There is a designated person(s) responsible for the management of fire safety:

London Borough of Redbridge

Procedures in the event of fire are appropriate and properly documented.







There are suitable arrangements for summoning the fire and rescue service in the event of a fire.

Familiarisation visits by the fire and rescue service currently take place.

4 MANAGING RISK - ISSUES

This is where documentation, certification and records relating to the specific criteria being assessed relating to the management of risk within the building were found either not to be in place or not currently in date.

4.1 65 - 84 GARDNER CLOSE SITE MANAGEMENT

Testing & Maintenance	Observation:	Action plan #	Related issues
Fixed wire testing	The fixed electrical installations should be inspected and tested at least once in every period of 5 years as prescribed in BS7671(IEE Regulations). There is currently a programme in place to test and inspect the fixed electrical installations, but the records were not available to view.	4917F0001 Risk score: 9 	
		 	
Emergency escape lighting	Testing and inspection records for emergency escape lighting are not available.	4917F0003 Risk score: 9 	
Fire and smoke dampers	Testing and inspection records for fire and smoke dampers are not available.	4917F0004 Risk score: 9 	

Testing & Maintenance	Observation:	Action plan #	Related issues
<p>Fire door inspections (including intumescent and smoke seals)</p>	<p>Inspection records of fire doors are not available.</p> <p>Management visit records available on request.</p>	<p>4917F0005</p> <p>Risk score: 9</p> <p>Medium</p>	
<p>Is there documentation to indicate the fire protection rating of each fire door in the building</p>	<p>There was no certification or documentation to indicate the fire protection rating of each fire door in the building.</p>	<p>4917F0006</p> <p>Risk score: 4</p> <p>Low</p>	
<p>Measures to limit fire spread and development</p>	<p>Observation:</p>	<p>Action plan #</p>	<p>Related issues</p>
<p>Is the organisation satisfied that compartmentation within the building has been maintained to a reasonable standard, as specified in the Building Regulations 2010?</p>	<p>The assessor was not able to confirm whether he was satisfied that the compartmentation within the building was maintained to a reasonable standard. A full compartmentation survey is due to be carried out within the next few months.</p>	<p>4917F0007</p> <p>Risk score: 9</p> <p>Medium</p>	

5 ASSESSMENT DETAIL

The issues identified in the full report will give you an action plan number, a picture (to give evidence of when it was taken) and an observation outlining what was discovered. This allows you to cross reference information.

5.1 CATEGORIES

The significant risks identified during the course of the assessment were considered for the following categories covering:

5.1.1 Sources of ignition

Potential ignition sources include sources of heat which could get hot enough to ignite material found in the premises.

5.1.2 Sources of fuel

Anything that can burn is a potential fuel for a fire. This includes things that will burn reasonably easily and are in enough quantity to provide fuel for a fire, or cause it to spread to another fuel source.

5.1.3 Sources of oxygen

The main source of oxygen for a fire is in the air around us, in an enclosed building this is provided by the ventilation system in use. This generally falls into one of two categories: natural airflow through doors, windows and other openings; or mechanical air conditioning systems and air handling systems. In many buildings there will be a combination of systems which will be capable of introducing/extracting air to and from the building.

Additional sources of oxygen can sometimes be found in materials used or stored at the premises.

5.1.4 Means of escape from fire

Means of escape is a structural means, whereby a safe route is provided for persons to escape in case of fire. Routes should be available from any point in a building to a place of safety clear of the building, without outside assistance

5.1.5 Measures to limit fire spread and development

These can be structures, partitions or fittings, which could be either part of the construction of the building, or subsequently installed/fitted in the building as a fire protection measure.

Examples of these are:

- Compartmentation
- Fire doors
- Smoke control/extraction – venting
- Ventilation systems/ductwork

5.1.6 Emergency escape lighting

Non-maintained systems are used in buildings with a limited occupation time, such as offices and shops, and only operate if the power fails. In general, maintained systems are required for places of entertainment and licensed premises, and can be on all the time from normal mains supply, remaining on if the power fails

Emergency escape lighting is the part of emergency lighting that provides illumination for the safety of people leaving a location, or attempting to terminate a potentially dangerous process before doing so.

Escape route lighting is the part of emergency escape lighting provided to ensure that the means of escape can be effectively identified and safely used when the location is occupied.

5.1.7 Fire safety signs and notices

Signs must be used to help people identify escape routes, find fire fighting equipment and emergency fire telephones.

Notices must be used to provide:

- Instructions on how to use any fire safety equipment.
- The actions to be taken in the event of fire.
- Help for the fire and rescue service (e.g. location of sprinkler valves or electrical cut-off switches).

All signs and notices should be positioned so that they can be easily seen and understood.

5.1.8 Means of giving warning in case of fire

There are various means and systems used to give a warning to occupants of a building in case of fire, examples of some of these are listed below:

- Manual call points
- Automatic fire detectors
- Sounders and other warning devices
- Control and indicator panel
- Detection zoning
- Linked operation

5.1.9 Manual fire extinguishing appliances

Portable fire extinguishers are manufactured to suit different types of fires and should be selected, sited, serviced and maintained in accordance with the relevant codes of practice

5.1.10 Relevant automatic fire extinguishing systems

An automatic fire suppression system can operate without human intervention. To do so, the system, must possess a means of detection, actuation and delivery.

5.1.11 Structural features that could aid the spread of fire

These can be structures, partitions or fittings which could be either part of the construction of the building, or subsequently installed. If they do not have fire protection measures fitted, or if following remedial works have reduced their fire integrity these structural features could aid the spread of fire. Examples of these are listed below:

- Ducts without dampers.
- Flues and redundant chimneys.
- Voids behind panelling, above ceilings and below floors.
- Unstopped holes around services.
- Compartmented roof spaces.
- Warped and ill-fitting doors.
- Unprotected stairways.
- Unprotected areas resulting from changes of use.

5.2 MAIN BUILDING

5.2.1 Sources of ignition

	No. of issues
Electrical	1
Arson	1

Electrical	Ground:Bin chute room	Action plan #
------------	-----------------------	---------------



Observation:
The lightning conductor was found to be damaged.

4917F0008

Risk score: 9



Arson	Ground:Bin chute room	Action plan #
-------	-----------------------	---------------



Observation:
No security for bin room which could increase arson risk.

4917F0009

Risk score: 9



5.2.2 Fire protection measures

	No. of issues
Measures to limit fire spread and development	3
Emergency escape lighting	1

Measures to limit fire spread and development	Ground:Bin chute room	Action plan #
---	-----------------------	---------------



Observation:
Manual fire damper which could allow fire spread.

4917F0010

Risk score: 9



[Redacted]	[Redacted]	[Redacted]
------------	------------	------------

[Redacted]	[Redacted]	[Redacted]
------------	------------	------------

Measures to limit fire spread and development	3rd Floor:Bin chute room	Action plan #
---	--------------------------	---------------



Observation:
There is a bin chute in use which could cause fire incidents.

4917F0012

Risk score: 9

Medium

Measures to limit fire spread and development	3rd Floor:Bin chute room	Action plan #
---	--------------------------	---------------

[Redacted]

[Redacted]

[Redacted]

[Redacted]

[Redacted]













[Redacted]

6 ACTION PLAN







It is considered that the following recommendations should be implemented, in order to reduce fire risk, or maintain it at the current level







Risk Score	Rating	
0	Risk Retained	Risk has been retained by client
1	Very Low	Action required to comply with Best Practice Standards
4	Low	Action required as part of a scheduled programme of improvements to comply with Legislative standards
9	Medium	Action required within an agreed timescale to comply with legislative standards, to ensure business continuity and protect staff from injury
16	High	Urgent action required to comply with legislative standards, prevent loss of life or life threatening injuries and ensure business continuity
25	Very High	Immediate action is essential in order to comply with legislative standards, to prevent loss of life and severe loss of business continuity







6.1 CATEGORIES









	Sources of ignition		Sources of fuel		Hazards introduced by contractors
	Fire detection and warning		General hazard		Fire protection measures
	Means of fire fighting		Fire safety management		Housekeeping
	Sources of oxygen		Certification, documents & records (all)		Management of risk (all)

6.2 - 65 - 84 GARDNER CLOSE SITE MANAGEMENT

Action plan #	Category	Description	Priority	Allocated to	Completed by	Current status
4917F0001		<p>Policy Review</p> <p>Observation The fixed electrical installations should be inspected and tested at least once in every period of 5 years as prescribed in BS7671(IEE Regulations). There is currently a programme in place to test and inspect the fixed electrical installations, but the records were not available to view.</p> <p>Recommendation The electrical fixed wiring inspection record should be readily available to view, either in paper format or on a company intranet network. This is to ensure that they can be viewed by an enforcing authority if required.</p>	<p>Risk score: 9</p> 			
4917F0002		<p>Policy Review</p> <p>Observation There is no fire log book or records available.</p> <p>Recommendation A fire log book should be in place, complete with all relevant certificates and records for fire life and protection systems.</p>	<p>Risk score: 9</p> 			
4917F0003		<p>Policy Review</p> <p>Observation Testing and inspection records for emergency escape lighting are not available.</p> <p>Recommendation A programme should be in place for the testing and</p>	<p>Risk score: 9</p> 			

Action plan #	Category	Description	Priority	Allocated to	Completed by	Current status
		maintenance of emergency escape lighting and all certificates and test documents should be available to review.				
4917F0004		<p>Policy Review</p> <p>Observation Testing and inspection records for fire and smoke dampers are not available.</p> <p>Recommendation A programme should be in place for the inspection and maintenance of all fire and smoke dampers and all certificates and test documents should be available for review.</p>	<p>Risk score: 9</p> 			
4917F0005		<p>Policy Review</p> <p>Observation Inspection records of fire doors are not available.</p> <p>Recommendation A programme should be in place for the inspection and maintenance of all fire doors and all certificates and test documents should be available for review.</p>	<p>Risk score: 9</p> 			
4917F0006		<p>Policy Review</p> <p>Observation There was no certification or documentation to indicate the fire protection rating of each fire door in the building.</p> <p>Recommendation Certification or documentation to indicate the fire protection rating of each fire door in the building should be available. This is to establish the level of fire protection afforded by fire doors</p>	<p>Risk score: 4</p> 			

Action plan #	Category	Description	Priority	Allocated to	Completed by	Current status
		to each area or zone of the building.				
4917F0007		<p>Managers Questions</p> <p>Observation The assessor was not able to confirm whether he was satisfied that the compartmentation within the building was maintained to a reasonable standard. A full compartmentation survey is due to be carried out within the next few months.</p> <p>Recommendation Building Regulations 2010 require that the compartmentation within all the areas of the building is correctly specified and in conjunction with the installed fire protection and will maintain building compartmentation, structural stability and provide a safe means of escape.</p>	<p>Risk score: 9</p> 			
4917F0008		<p>Bin chute room</p> <p>Observation The lightning conductor was found to be damaged.</p> <p>Recommendation Advise check on lightning conductor to ensure safe use.</p>	<p>Risk score: 9</p> 			
4917F0009		<p>Bin chute room</p> <p>Observation No security for bin room which could increase arson risk.</p> <p>Recommendation Advise secure bin room with ventilation.</p>	<p>Risk score: 9</p> 			

Action plan #	Category	Description	Priority	Allocated to	Completed by	Current status
4917F0010		<p>Bin chute room</p> <p>Observation Manual fire damper which could allow fire spread.</p> <p>Recommendation Advise fire damper with fusible link to limit fire spread.</p>	<p>Risk score: 9</p> 			
4917F0011		<p>██████████</p> <p>Observation Lack of fire resistance below 1.1m.</p> <p>Recommendation Advise fire resistance to 1.1m above floor level for all balconies.</p>	<p>Risk score: 9</p> 			
4917F0012		<p>Bin chute room</p> <p>Observation There is a bin chute in use which could cause fire incidents.</p> <p>Recommendation Advise the bin chute is no longer used and the area is made secure.</p>	<p>Risk score: 9</p> 			
4917F0013		<p>Store room</p> <p>Observation The emergency lighting in this area is either broken or inoperative.</p> <p>Recommendation</p>	<p>Risk score: 9</p> 			

Action plan #	Category	Description	Priority	Allocated to	Completed by	Current status
		Steps should be taken to repair the emergency lighting in this area.				

7 ASSESSMENT CRITERIA AND LIMITATIONS

The purpose of this report is to provide an assessment of the risk to life from fire in these premises and, where appropriate, to make recommendations to ensure compliance with fire safety legislation. The report does not address the risk to property or business continuity from fire.

Any comments added to this report based on general observations will be done so in the interest of the client as an act of goodwill. Any such comments should not be acted upon without seeking further advice or validation. Where appropriate, the assessor will endeavour to include details of where further advice or validation can be obtained.

7.1 CRITERIA OF THE FIRE RISK ASSESSMENT

The Regulatory Reform (Fire Safety) Order 2005 (amended 2006), Fire (Scotland) Act 2005 or, where appropriate, The Housing Act 2004, require the employer or other responsible person(s) to carry out a fire risk assessment of their premises. This fire risk assessment has been carried out to enable the employer or other responsible person(s) to comply with these legal requirements summarised. The fire risk assessment should be available for inspection.

The hazards and/or risks identified (if any) in each section of this document increase the risk to life and/or property safety in and around the areas assessed. The employer, or other responsible person, should ensure that the additional fire safety controls, recommendations and actions set out in this document are effected to bring the assessed areas up to a standard that will ensure, so far as is reasonably practicable, the safety of any of his employees, any other person lawfully on the premises or any person in the immediate vicinity of the premises at risk from a fire on the premises.

The Regulatory Reform (Fire Safety) Order 2005 (amended 2006) and the Fire (Scotland) Act 2005 (as applicable) impose various other obligations in relation to fire safety on responsible persons. Responsible persons must, amongst other things, provide their employees and parents of employed children with comprehensive and relevant information, on the risks to them identified by the risk assessment, the preventative and protective measures taken and the procedures and measures in place in the event of serious and imminent danger.

The findings identified in the assessment will represent the risks observed by the assessor 'at that moment in time', and information given to the assessor by the designated client representative(s). We cannot be held responsible if such information is given incorrectly or if loss or damage is caused by anything that was not visible at the time of assessment. The report will be addressed to the employer (or if applicable other responsible person in relation to the premises) for its sole benefit and may not be relied upon by any other person, firm or company.

The assessment will only remain valid whilst the site in question remains in its present state as on the date(s) of assessment.

The fire risk assessment should be reviewed by the responsible person regularly so as to ensure it is current. The assessment must be reviewed by the date indicated on the report or at such earlier time as there is reason to suspect that it is no longer valid or there has been significant change in the matters to which it relates, including the premises special, technical and organisational measures, or organisation of the work undergo significant changes, extensions, or conversions.

It is recommended that the assessment is reviewed at intervals of no less than 12 months. A further assessment would be required should any significant changes be made. Significant changes can include but are not limited to:

- significant changes to work practices or procedures.
- significant change to the number of people present or the characteristics of the occupants, including the presence of people with any form of disability.
- significant structural or material change to the premises (including the internal layout) or to the processes or activities conducted at the premises, including the introduction of new equipment.
- significant change to furniture and fixings and/or to displays or quantities of stock.
- the introduction or increase in the storage of hazardous substances.
- any change to the fire precautions at the premises.
- any near miss or fire incident.

7.2 LIMITATIONS

Where relevant facts in relation to the premises were not visually apparent on the date of our inspection, we will rely on the information and/or responses provided by, or on behalf of, the employer or other responsible person.

We assume that all relevant building regulations were complied with in the construction of the premises, including any extensions, conversions, renovations and refurbishments.

Unless otherwise stated in the report, we will assume that at the premises (i) all fire safety equipment, including fire doors and fire resistant partitions and (ii) all fire safety equipment, has been installed or servicing carried out by persons competent to do so and in accordance with all applicable standards.

We assume that information and documentation supplied to us by or on behalf of the employer or other responsible person which has a bearing on the fire risk assessment is current, true, accurate and not misleading.

The recommendations contained within the report regarding fire alarm systems will be based on visual inspection only, with no audibility tests of sounders, alarms or verification of full compliance with relevant British Standard to be carried out as part of the fire risk assessment

Where security measures against arson on site appear to be reasonable in the context of the fire risk assessment, this will be deemed sufficient. Should further security be required, it is recommended that a specialist security advisor be consulted.

Ceiling voids and inaccessible spaces will not be checked for fire stopping or compartmentation as part of this fire risk assessment, as this would involve invasive inspection.

A review of the design of HVAC systems is outside the scope of the fire risk assessment, therefore a visual inspection of the location of fire dampers only will be performed.

Based on a visual inspection of the emergency lighting, no luminance level tests or verification of full compliance with relevant British Standard will be carried out as part of the fire risk assessment.

The identification of a responsible person (e.g. employer), or person having control of the premises to carry out a fire safety risk assessment of the premises, does not imply legal responsibility, but reflects the managerial arrangements at the time of the fire risk assessment.

8 REGULATIONS AND STANDARDS RELEVANT TO THIS FIRE RISK ASSESSMENT

- **Regulatory Reform (Fire Safety) Order 2005**
- **Fire (Scotland) Act 2005, Fire Safety (Scotland) Regulations 2006**
- **The Fire Safety Regulations (Northern Ireland) 2010**
- **Health and Safety at Work etc. Act 1974**
- **Building Regulations 2010**
- **The Housing Act 2004**
- **BS7671 (IEE Regulations)** – The fixed electrical installation should be inspected and tested at least once in every period of 5 years.
- **Electricity at Work Regulations 1989 (EAW Regulations)** - All electrical installations should be regularly inspected by a competent electrical engineer
- **BS EN 81-1 [18] or BS EN 81-2 [19]** - Recommendations for conformity of evacuation lifts
- **BS EN 62305:2006** - States that lightning protection systems should be tested at maximum intervals of 12 months. It is usually advised that 11 monthly intervals are undertaken, so that the effects of seasonal variations can be taken into account.
- **BS 5839: Fire Detection and Alarm Systems for Buildings - Part 1** - Code of practice for system design, installation, commissioning and maintenance
- **BS 8214** - Specification, installation and maintenance of fire doors.
- **BS 476:22** - Test criteria for fire rated doors.
- **BS 5266-1:2011: Emergency lighting - Part 1** - Code of practice for the emergency lighting of premises other than cinemas and certain other specified premises used for entertainment & **Part 8** - Emergency escape lighting.
- **BS EN 50172:2004/ BS 5266-8:2004** - Emergency escape lighting systems, specifies the minimum provision and testing of emergency lighting for different premises
- **BS EN 1838:1999/ BS 5266-7:1999** - Lighting applications – emergency lighting. Specifies the illumination to be provided by emergency lighting (including luminance, duration and colour)
- **BS EN 60598-1: 2008 Luminaires** - General requirements and tests. See the 60598 series for particular requirements.
- **BS EN 62034:2006** - Automatic test systems for battery powered emergency escape lighting. Specifies a test system for battery powered emergency lighting
- **BS EN 62034:2006** - Automatic test systems for battery powered emergency escape lighting. Specifies a test system for battery powered emergency lighting
- **BS 5499** - Graphical symbols and signs. Safety signs, including fire safety signs
- **BS 5499-1:2002 Fire Safety Signs, Notices and Graphic Symbols - Part 1** - Specification for geometric shapes, colours and layout
- **BS 5499-4:2000 - Part 4** - Safety signs, including fire safety signs. Code of practice for escape route signing
- **BS 5839: Fire Detection and Alarm Systems for Buildings - Part 1** - Code of practice for system design, installation, commissioning and maintenance
- **BS 5839:2002+A2:2008** – States to test and maintain fire alarm systems in accordance with the manufacturer's recommendations and British Standards
- **BS 5306: Fire Extinguishing Installations and Equipment on Premises - Part 3** - Maintenance of portable fire extinguishers and **Part 8 – Code of Practice** - Selection and installation of portable fire extinguishers
- **BS 7937** - Specification for portable extinguishers for use on cooking oil fires (Class F).
- **BS EN 13565-2:2009 Fixed Fire Fighting Systems**. Foam systems. design, construction and maintenance

This document is also available in large print

Mitie Compliance Ltd

Maxis 1

Western Road

Bracknell

Berkshire

RG12 1RT

01344 711850